

Organisational Carbon Footprint 2023

And net-zero action plan



Supplier name: Bauder Limited ¹

Publication date: September 2024

¹ This report solely captures the operations of Bauder Limited within the United Kingdom and does not include data from the wider Bauder Group across Europe.

Context

Paul Bauder GmbH & Co. KG is a leading manufacturer of roof building construction materials that is operational across Europe. The United Kingdom subsidiary, Bauder Limited, is a sales and marketing operation providing flat roof materials and system solutions to the specification segment of the construction industry.

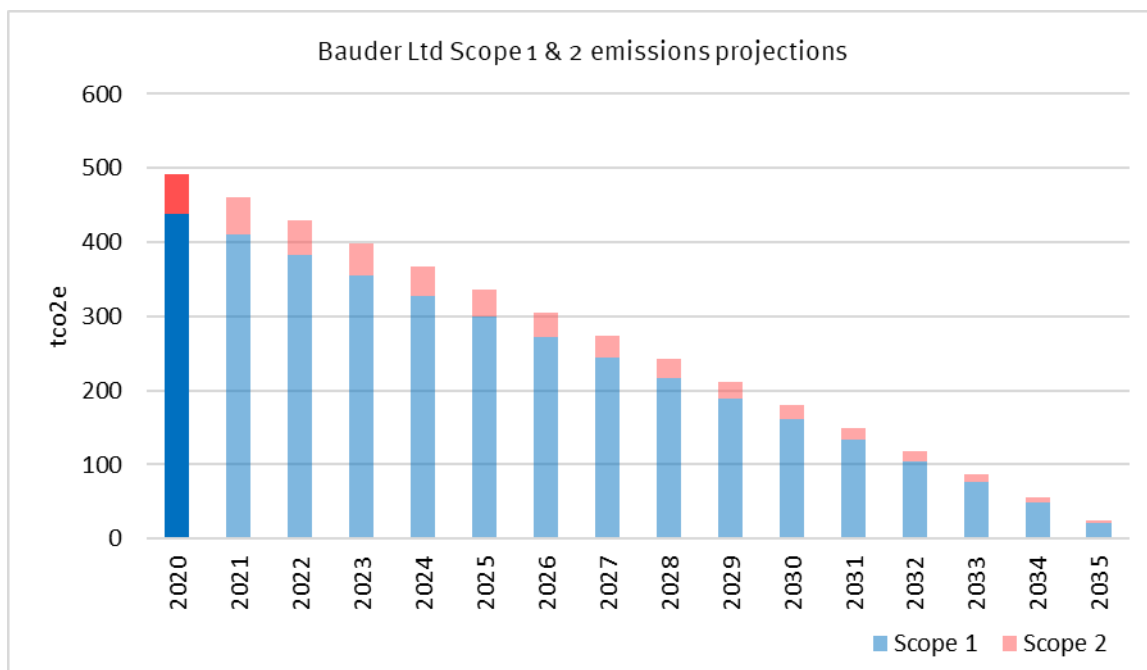
In the United Kingdom our flat roof solutions:

- Ensure a flat roof on a building is watertight, to ensure normal operations within, and well insulated to conserve the consumption of energy.
- Create environmentally-supportive spaces when the inclusion of a green roof is delivered for wildlife and biodiversity or where a podium or rooftop garden area extends recreational living spaces for people.
- Provide the opportunity to attenuate and slow the discharge of stormwater from a flat roof with the intention to prevent localised flooding.
- Produce site sourced electricity through the inclusion of a solar photovoltaic installation.

Commitment to greenhouse gas emissions reduction

At Bauder Ltd we have committed to the following net zero greenhouse gas emissions targets:

- Scope 1 & 2 – 2035
- Scope 3 – 2045



Carbon footprint tracking – net zero plan GHG projections

Carbon Reduction Plan continued...

In order to achieve these targets, we have a number of ongoing projects to help us reduce our greenhouse gas emissions:

Complete

- Ensure staff are carbon literate
- 100% of purchased electricity from renewable sources
- 100% of gas for heating offset
- Install car chargers at our Landseer Road offices
- Achieving and maintaining third party certification to ISO 14001:2015; consequently, all our activities are subject to defined environmental management standards applicable across all of our business activities

Ongoing

In order to achieve these targets, we plan to undertake the following actions:

- As vehicles need replacing, we will switch our car fleet to battery electric vehicles wherever practical.
- Operate an 'Agile Working' policy and maximise the use of technology such as Microsoft Teams to reduce travel and improve work-life balance.
- Install renewable technologies and energy efficiency measures to new warehouse facilities and Landseer Road offices during construction and renovation in 2025/2026

We are committed to continual improvement in all our organisational activities and responsibilities towards decarbonising our business operations. We, like many companies, are advancing our carbon reduction journey, and for us our next steps are:

Extend our Scope 3 data set through robust capture and clear reporting:

- Expand business travel to incorporate all forms of business travel
- Include waste generated in operations
- Incorporate purchased goods and services into reporting

Perspective

Bauder Limited accounts on carbon footprint data pertaining to elements within the boundaries of its operational control of its leased head office site, Ipswich Suffolk, covering Scope 1, Scope 2, and selected Scope 3 emissions.

Reporting period

01st January 2023—31st December 2023

Description of methodologies and data set

We are in the process of developing the data capture and reporting methodologies required by PPN/06 for us to report the emissions within future greenhouse gas reports and our Carbon Reduction Plan.

Scope 1 and Scope 2 Reporting

We report on all our Scope 1 and 2 organisational emissions. Included in this report boundary

Bauder Ltd company vehicle emissions are calculated by taking an average mileage for each vehicle in the fleet and multiplying by the number of vehicles in the fleet of each fuel type.

Total electricity usage is calculated based on meter readings taken at the start and end of the reporting period. We report both location-based and market-based emissions to account for the 100% renewable electricity we purchase.

Scope 3 Reporting

Category 6 Business Travel Included in this report boundary

Bauder currently records business travel within the boundary of air travel. CO₂ is recorded using Google Flights. Further information on how Google estimates CO₂ emissions can be found here - <https://support.google.com/travel/answer/11116147>. We are working with our internal expenses team to obtain the required data for other methods of business travel (e.g rail/taxis/bus/hotels) for future reports.

Category 7 Employee Commuting Included in this report boundary

Commuting figures are based on information provided in a questionnaire undertaken by 90 members of internal staff in August 2024. This data is then averaged to account for all office based staff (which is an accepted methodology within the Greenhouse Gas Protocol; Technical Guidance for Calculating Scope 3 Emissions; Category 7: Employee commuting).

Scope 3 Activities Under Advancement

Category 4 Upstream Transportation and Distribution Excepted in this report boundary

We are currently engaging with our key suppliers to obtain the data required to report the carbon emissions associated with material deliveries. We anticipate being able to include within our carbon benchmarking report from calendar year 2022.

Category 5 Waste Generated in Operations Excepted in this report boundary

We are working with our waste management company to report on waste produced from our Landseer Road site. The carbon emissions associated with this waste can be calculated through application of the appropriate DEFRA conversion factors and will be included in our carbon reporting from calendar year 2023.

Category 9 Downstream Transportation and Distribution Excepted in this report boundary

We are currently engaging with our key suppliers to obtain the data required to report the carbon emissions associated with material deliveries. We anticipate being able to include within our carbon benchmarking report from calendar year 2025.

Perspective continued...

Scope 3 Activities Currently Excepted

Bauder currently has insufficient data to enable transparent reporting on certain elements which would provide a clearer perspective on our carbon footprint. This outlook occurs due to a difficulty in current data collection, whilst some categories are not applicable to our business operations.

We have highlighted the categories below with causes:

Category 1	Purchased Goods and Services	Not included in current reporting boundary
Category 2	Capital Goods	Not included in current reporting boundary
Category 3	Fuel and Energy Related Activities	Not included in current reporting boundary for data outside of Scope 1 or 2
Category 4	Upstream Transportation and Distribution	Not included in current reporting boundary
Category 5	Waste Generated in Operations	Not included in current reporting boundary
Category 8	Upstream Leased Assets	Not included in current reporting boundary
Category 9	Downstream Transportation and Distribution	Not included in current reporting boundary
Category 10	Processing of Sold Goods	Not included in current reporting boundary
Category 11	Use of Sold Goods	Not included in current reporting boundary
Category 12	End-of-Life Treatment of Sold Products (Disposal)	Not included in current reporting boundary
Category 13	Downstream Leased Assets	Not applicable - Bauder does not lease downstream assets
Category 14	Franchises	Not applicable - Bauder does not own or operate franchises
Category 14	Investments	Not applicable

Baseline Operational Emissions Footprint

This data set informs on the greenhouse gases that have been produced and attributable to our business operations prior to the introduction of our carbon reduction plan. It is against this reference point that we will measure our impacts & improvements.

Baseline emissions period 01st January 2019 - 31st December 2019

This period has been identified as our baseline as it represented a normal operating year for business activities. We will adjust our base year emissions to account for significant changes (e.g. acquisitions, methodology changes, discovery of errors) that drives a change in emissions of greater than 5%.

Emissions (tCO ₂ e) by activity	Scope	Year end 2019	
		TOTAL	% of Total
Electricity (purchased electricity only)	2	53	9.27
Natural Gas	1	12	2.06
Fugitive emissions from air conditioning/refrigeration equipment	1	0	0.00
LPG	1	0	0.00
Gas Oil	1	0	0.00
Company Cars	1	427	74.09
Electricity for EVs/Plug-in hybrid company vehicles	2	0	0.00
HGV's and vans	1	0	0.00
Category 5: Waste Generated in Operations	3	0	0.00
Category 6: Business Travel	3	84	14.59
Category 7: Employee Commuting	3	0	0.00
Total Gross Carbon Emissions (tCO₂e)		576	
Total Gross Carbon Emissions Scope 1 (tCO₂e)		438	
Total Gross Carbon Emissions Scope 2 (tCO₂e)		53	
Total Gross Carbon Emissions Scope 3 (tCO₂e)		84	
Intensity Metric CO₂ to Headcount		3	
Intensity Metric CO₂ to £m turnover (tCO₂e)		6	
Renewable Energy Generated and then exported (tCO₂e)		0	
Purchased Renewable Electricity (tCO₂e)		44	
Carbon offsets (tCO₂e) [optional]		12	
Total annual net emissions - scopes 1 & 2 only (tCO₂e)		436	
Total annual net emissions (tCO₂e) [optional]		520	

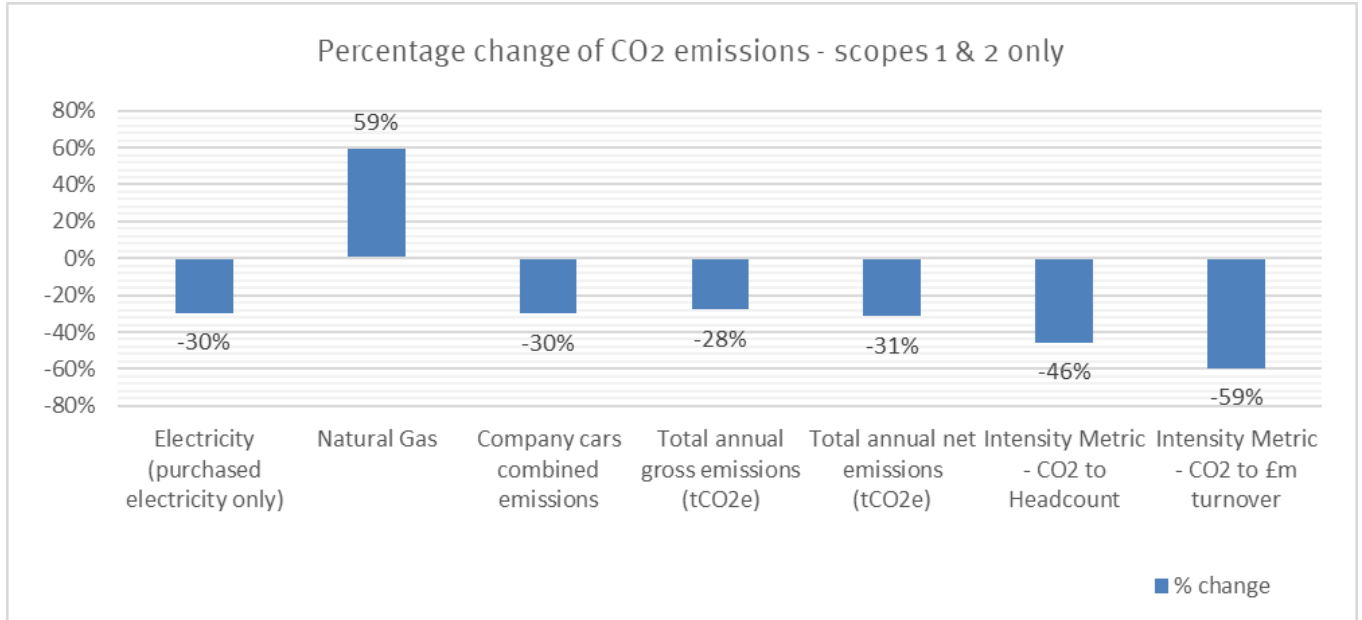
2023 Reporting Year Operational Emissions Data

Current data capture and reporting is conducted internally by Bauder Limited.

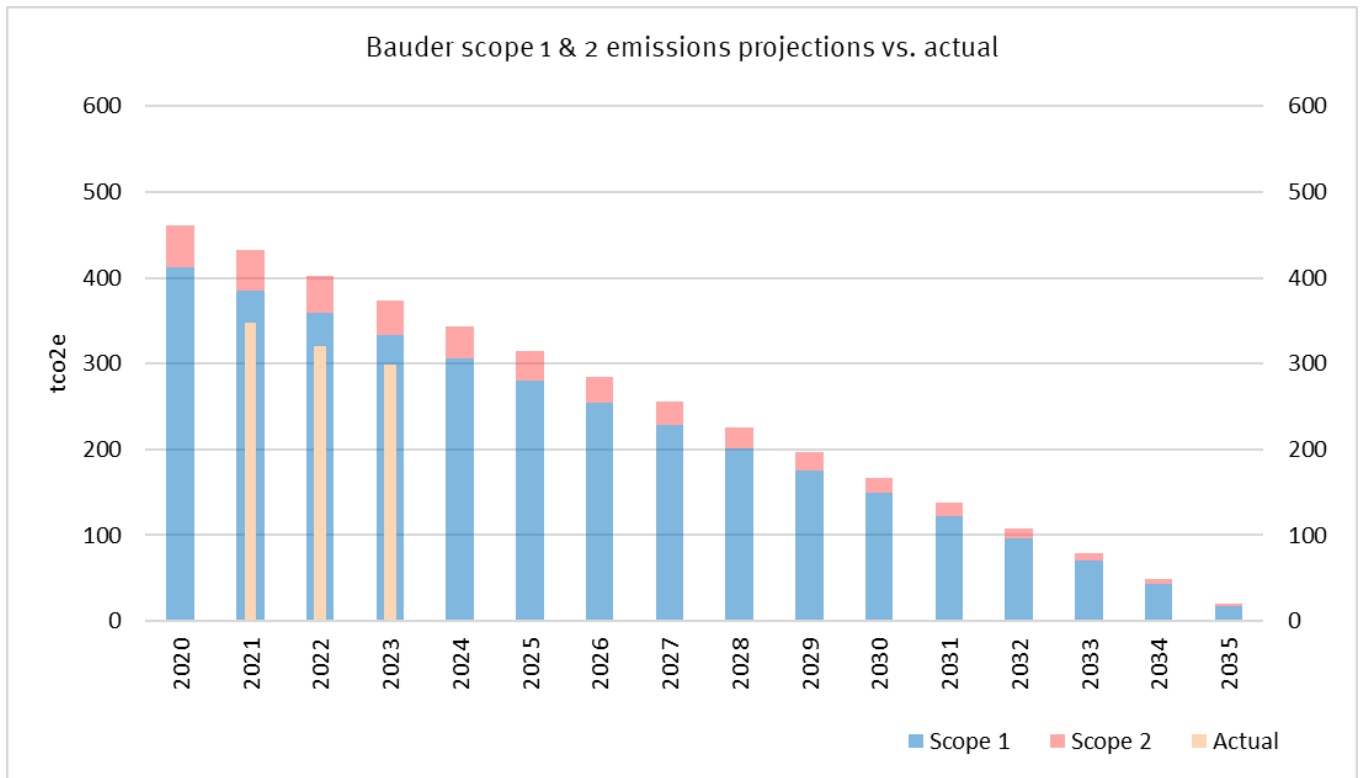
Data emissions period 01st January 2023 - 31st December 2023

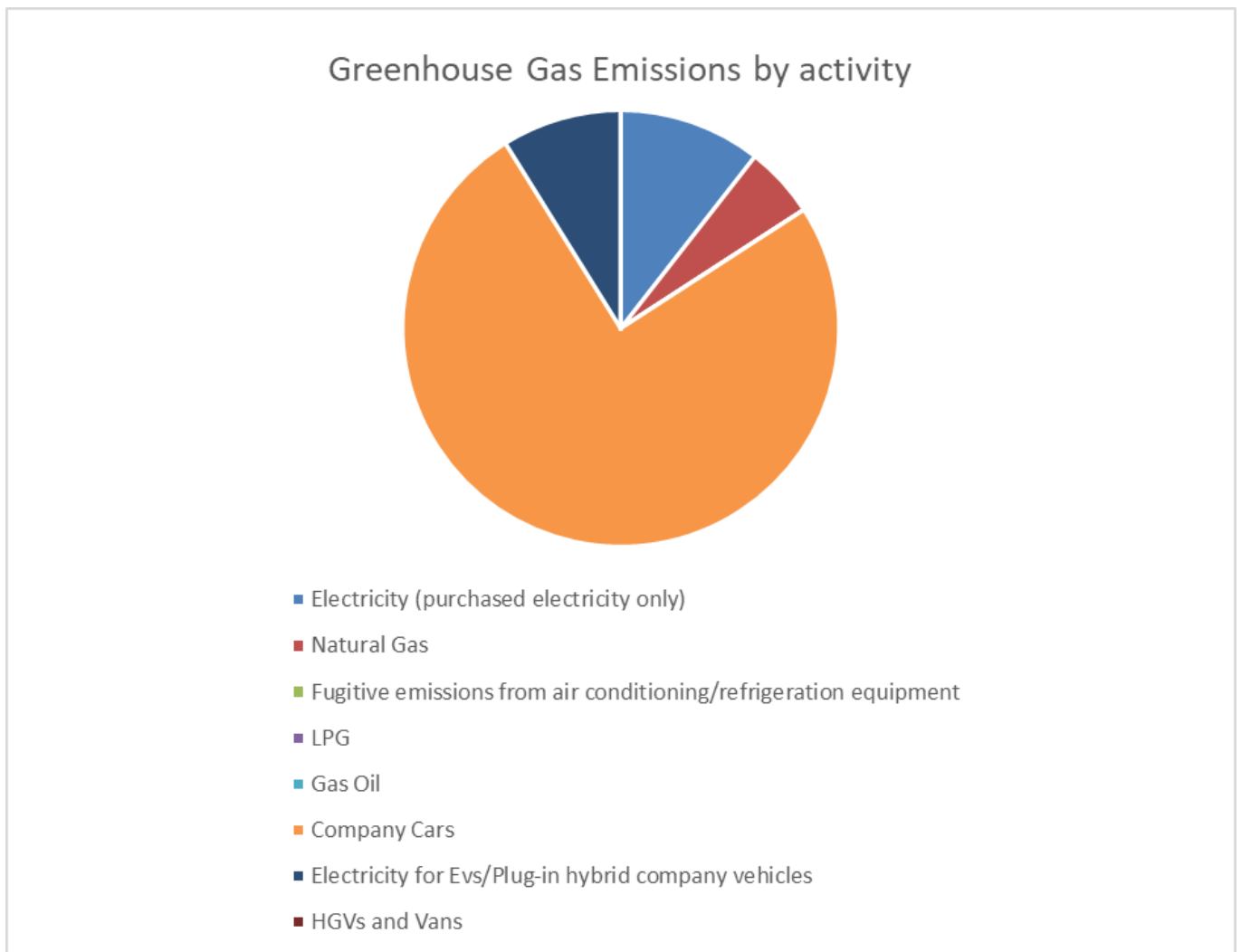
Emissions (tCO ₂ e) by activity	Scope	Year end 20213	
		TOTAL	% of Total
Electricity (purchased electricity only)	2	37.2	8.21
Natural Gas	1	18.9	4.14
Fugitive emissions from air conditioning/refrigeration equipment	1	0	0.00
LPG	1	0	0.00
Gas Oil	1	0	0.00
Company Cars	1	267.5	58.62
Electricity for EVs/Plug-in hybrid company vehicles	2	31.5	6.91
HGV's and vans	1	0	0.00
Category 5: Waste Generated in Operations	3	0	0.00
Category 6: Business Travel	3	17.2	3.76
Category 7: Employee Commuting	3	83.8	18.36
Total Gross Carbon Emissions (tCO₂e)		456	
Total Gross Carbon Emissions Scope 1 (tCO₂e)		286	
Total Gross Carbon Emissions Scope 2 (tCO₂e)		69	
Total Gross Carbon Emissions Scope 3 (tCO₂e)		101.0	
Intensity Metric CO₂ to Headcount		1.35	
Intensity Metric CO₂ to £m turnover (tCO₂e)		2.56	
Renewable Energy Generated and then exported (tCO₂e)		0	
Purchased Renewable Electricity (tCO₂e)		37.2	
Carbon offsets (tCO₂e) [optional]		18.9	
Total annual net emissions - scopes 1 & 2 only (tCO₂e)		299	
Total annual net emissions (tCO₂e) [optional]		400	

2023 Comparison of Operational Emissions Data Against Baseline



2023 Comparison of Operational Emissions against forecasted emissions reductions





Deductions

Total annual emissions for scopes 1 & 2 have reduced by 31% between 2019 & 2023. This is significantly ahead of projections, with an actual emissions figure of 299 tCo₂ vs a projection of 370tCo₂. This is largely due to a combination of electrical vehicles added to our car fleet and an overall reduction in miles travelled.

Business travel in company cars accounts for almost 65% of overall emissions in 2023, down from 73% in 2019 and 69% in 2022.

Electricity purchased has reduced by approximately 30% compared to 2019 but has increased marginally (1%) since 2022. In all reference years 100% of electricity purchased was from renewable energy sources.

Natural gas usage has increased by 22% compared to 2022. This is due to changes in our reporting methodology and is currently under review.

Our scope 1 & 2 emissions reductions are against a backdrop of continuing growth in both staff numbers and turnover. Our impact has therefore reduced significantly when interpreted through both headcount and turnover intensity metrics.

Our scope 3 emissions have increased from 84 tons in 2019 to 96 tons in 2023. This is simply down to an increase in the categories we are now reporting upon. This trend is anticipated to continue as we increase the number of categories included within this report and improve the accuracy of that data.

UNITED KINGDOM

Bauder Limited
70 Landseer Road, Ipswich, Suffolk
IP3 0DH, England
T: +44 (0)1473 257671
E: info@bauder.co.uk
bauder.co.uk

IRELAND

Bauder Limited
O'Duffy Centre, Carrickmacross,
Co. Monaghan, Ireland
T: +353 (0)42 9692 333
E: info@bauder.ie
bauder.ie

Respecting the planet

Reducing the use of materials



This report is only available in digital format to reduce the use of paper. If you need to print it, please recycle at the end of purposeful use.