

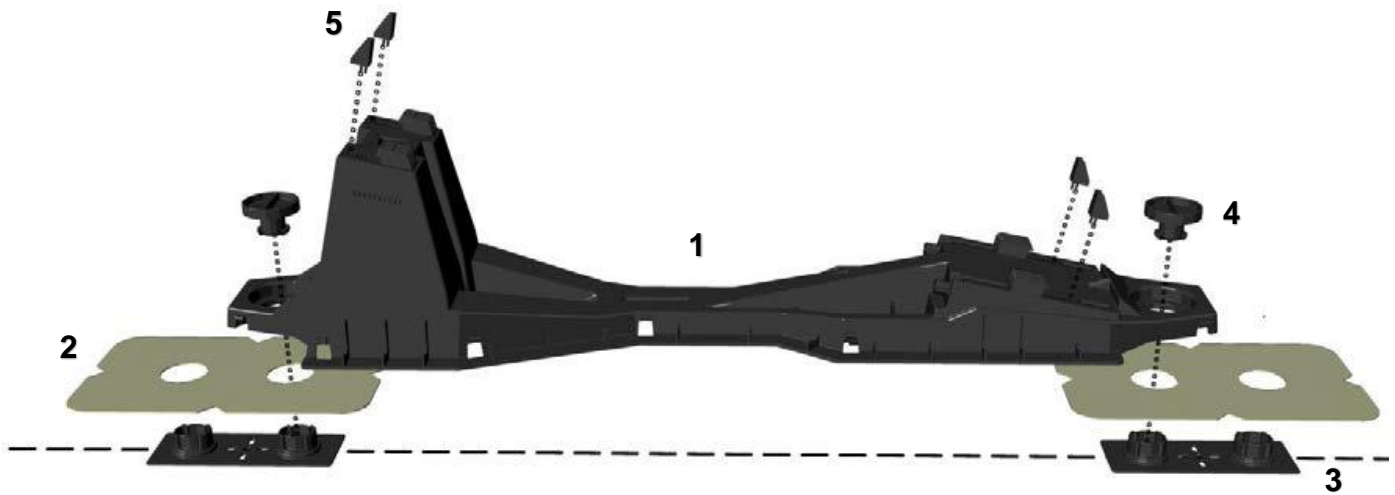
PRODUCT DATA SHEET

BauderSOLAR

BauderSOLAR is a flat roof PV mounting solution for framed solar modules. The mounting units are secured to the roof using a unique membrane-to-membrane welding technique. This installation method means that the roof is not compromised by penetrations for fixings, nor does it require ballast, which would add additional weight loading to the roof.

Intended Use

BauderSOLAR is specifically designed to be installed on specific Bauder bituminous or single ply waterproofing systems and provide a lightweight, low risk and quick to install mounting solution for framed solar modules manufactured by our module partners.










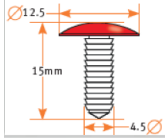




UNITED KINGDOM

Bauder Ltd
70 Landseer Road, Ipswich, Suffolk IP3 0DH
T: +44 (0)1473 257671 E: info@bauder.co.uk
bauder.co.uk

IRELAND

Bauder Ltd
O'Duffy Centre, Carrickmacross, Co. Monaghan
T: +353 (0)42 9692 333 E: info@bauder.ie
bauder.ie

PRODUCT DATA SHEET

No.	Sketch	Name	Quantity	Description	Recycling
1		Main substructure	1 Pcs	Substructure with integrated module clamps (Polypropylene PP)	
2		Welding Sleeve	Subject to design	Roof mounting for welding to the roof (Bitumen, PVC or FPO roof membrane)	EWC number 170302 (bitumen) or 170203 (PVC)
3		Baseplate	Subject to design	Receivers for the bayonet twist lock fitting (Polyamide PA6-GF30)	
4		Bayonet Cap	2 Pcs	Twist lock for locking to the base plate (Polyamide PA6-GF30)	
5		Bayonet Safety Pin	2 Pcs	Push fit pin to lock Bayonet Cap in place	
6		Module Locking Pin	4 Pcs	Module securing device with two snap-in hooks below (Polypropylene PP)	
7		Separation layer	Subject to design	Separation layer for PVC roof membranes only 6mm thick, pre-cut to sit over the Bauder welding sleeve. (Recycled rubber granulate with an aluminium foil backing)	

PRODUCT INFORMATION AND TECHNICAL PERFORMANCE

Characteristic	Test method	Unit	Value
Weight	EN 1848-1	kg/m ²	9 to 12.5*

* Includes weight of solar module, variable depending on module type and system layout.

UNITED KINGDOM

Bauder Ltd
70 Landseer Road, Ipswich, Suffolk IP3 0DH
T: +44 (0)1473 257671 E: info@bauder.co.uk
bauder.co.uk

IRELAND

Bauder Ltd
O'Duffy Centre, Carrickmacross, Co. Monaghan
T: +353 (0)42 9692 333 E: info@bauder.ie
bauder.ie

PRODUCT DATA SHEET

CERTIFICATION AND ENVIRONMENTAL INFORMATION	
International Standards Organisation (ISO)	ISO 9001:2015 Quality Management Certificates EN1271 (UK) and 70499/03-15_e (Germany). ISO 14001:2015 Environmental Management Certificates A10552 (UK) and 70499/03-15_d (Germany). ISO 50001: 2011 Energy Management Certificate 70499/03-15_c (Germany)

INSTALLATION GUIDANCE
<p>BauderSOLAR is designed to be installed by a Bauder approved and trained contractor only. Please see BauderSOLAR installation guidelines for a full breakdown of the system installation methodology.</p> <p>The number of mounts and fixings required will vary from project to project. Please contact Bauder for a project specific technical report for further information. Windload and snowload calculations will also be provided on a project specific basis.</p> <p>BauderSolar can be installed on slopes of up to 5° for bituminous membranes and 10° for single-ply membranes.</p> <p>BauderSolar is intended to be used in combination with the following membranes:</p> <ul style="list-style-type: none">• Bauder Total Roof System• Bauderflex• Bauder Thermofol – minimum 1.8mm mechanically fixed or adhered, all colours*• Bauder Thermofol Fleece Back – minimum 1.5mm mechanically fixed or adhered, all colours*• Bauder Thermoplan – minimum 1.5mm mechanically fixed, all colours <p>*Please note that a separation layer is required for all Thermofol membranes, please contact our technical office for further information</p> <p>Specific test standards and results are stated in Bauder product datasheets and our specification service should be used to confirm suitability to each individual project.</p>

Bauder reserves the right to amend information and product specifications without prior notice. All reasonable care has been taken to ensure that all data is current at the time of print, however because Bauder pursues a policy of constant development we recommend ensuring that your copy of this information is current by contacting our Technical Department at technical@bauder.co.uk

Recommendations for use should be verified as to the suitability and compliance with actual requirements, specifications, installation techniques and any applicable laws and regulations.

UNITED KINGDOM

Bauder Ltd
70 Landseer Road, Ipswich, Suffolk IP3 0DH
T: +44 (0)1473 257671 E: info@bauder.co.uk
bauder.co.uk

IRELAND

Bauder Ltd
O'Duffy Centre, Carrickmacross, Co. Monaghan
T: +353 (0)42 9692 333 E: info@bauder.ie
bauder.ie