

Bauder Sedum Blankets

Temporary on-site watering requirements

It is essential that newly installed sedum blankets are watered during the first month after installation. To enable this task to be carried out properly, it will be necessary for the installing contractor (or main contractor) to supply temporary irrigation equipment on site.

The amount of watering equipment needed will vary with each project and will depend upon the roof area or areas involved. However, after initial watering, the hose and sprinklers can be rotated around different roof areas, as it is not necessary to irrigate sedum on a daily basis.

Initial Watering After Installation

- Apply fertiliser using the Bauder recommended applicator trolley to ensure correct coverage.
- Thoroughly water blankets immediately after installation or as soon as a sufficient area is laid that can be watered using sprinklers.
- Initial watering must be by surface mounted sprinklers to water in the fertiliser.

Provision for Watering During the First Month

- Periodically water during the first month
- Frequency of watering is dependent upon the time of year and current weather conditions, but is usually every 4-6 days during the summer months.
- Water for a period of approximately 1-2 hours to ensure that the blankets are fully saturated.
- If the roof has a leaky pipe or dripline irrigation system fitted (usually specified for all roof slopes 10 degrees or over), then this can be employed to provide the required post-installation watering. **Please note that this type of irrigation is not suitable for initial watering in of fertiliser, where sprinklers only should be used - see above.**



An example of a temporary watering system rigged up on site to provide an adequate mains watering feed to different roof areas.



In situations where the mains water pressure is found to be insufficient, a Bowser can be used together with a pump, to provide the required pressure to roof level.

UNITED KINGDOM

Bauder Ltd

Broughton House Broughton Road
Ipswich Suffolk England IP1 3QR
T: +44 (0)1473 257671 E: info@bauder.co.uk
bauder.co.uk

IRELAND

Bauder Ltd



O'Duffy Centre Cross Lane Carrickmacross
Co. Monaghan Ireland
T: +353 (0)42 9692 333 E: info@bauder.ie
bauder.ie

Requirements for Mains Water Supply

- A supply of mains water must be provided on site prior to the delivery and installation of the sedum blankets.
- A minimum of 3 bar pressure at roof level is required to provide sufficient pressure to enable up to four sprinkler units to operate simultaneously. This is sufficient to cover an area of approximately 450 m² at any time, depending upon the water supply available.

Testing the Water Pressure

- The water pressure from the mains feed must be checked with a suitable pressure gauge (see opposite) to confirm that the system is adequate in advance of the installation of the Sedum blankets.



Multiple hose connectors

3-way multiple brass hose connectors provide a quick and efficient method of connecting several hoses to the mains supply simultaneously.



Heavy duty hose pipe

Sufficient lengths of heavy duty hose to be provided to reach all roof areas.



Pipe Joiners

Hose pipe can be extended to the length required using these proprietary brass pipe joiners.



Areas over 100 m²

Surface mounted sled riser units with changeable sprinkler heads give variable spray patterns.



Areas under 100 m²

The same sled risers can be used with narrower sprinkler head nozzles or alternatively, domestic oscillating sprinklers are suitable for smaller roof areas.



Small areas up to 20 m²

An adjustable spray head is suitable for very small areas or just 'watering in' the fertiliser during annual maintenance.

UNITED KINGDOM

Bauder Ltd

Broughton House Broughton Road
Ipswich Suffolk England IP1 3QR
T: +44 (0)1473 257671 E: info@bauder.co.uk
bauder.co.uk

IRELAND

Bauder Ltd


O'Duffy Centre Cross Lane Carrickmacross
Co. Monaghan Ireland
T: +353 (0)42 9692 333 E: info@bauder.ie
bauder.ie

For Watering Roof Areas Over 100m².

Riser units can be 'daisy chained' together to irrigate the length of the roof.

Sprinkler heads can be changed to enable different spray patterns to be employed to suit each roof area as required. Several roof areas can be watered simultaneously using a multi-connector at the mains, so long as sufficient water pressure is available for each separate feed.

When watering large roofs on public buildings such as schools, often these will have water meters fitted. The occupiers may wish a meter reading to be taken before watering commences, so that the cost of the water usage can be separated and later reimbursed.



Time Control for Evening Irrigation

Battery operated timer control units are available to help control watering efficiency. These can be set to allow watering at dawn or dusk when wind and evaporation levels are at their lowest, thus preventing unnecessary water loss.

This facility is important for installations carried out during the dry summer months, as it enables the water to saturate the underlying moisture retention fleece within the Sedum blanket, giving the plants the opportunity to take on and store water.

A separate timer will be required for each hose run in operation.



Permanent Dripline Irrigation

Should a dripline system be installed this doesn't substitute the initial surface watering procedure. If fertiliser is applied direct onto damp plants without being properly watered in, it will burn the leaves and damage the plants. Surface watering is essential to prevent this from occurring.

A minimum of 1 bar pressure is required for this type of system to operate correctly (dependent upon the size of the roof area concerned). The Dripline system is to be fully operational with all operational controls easily accessible for use.

Watering is best carried out automatically at dawn or dusk using a timer control unit.



UNITED KINGDOM

Bauder Ltd

Broughton House Broughton Road
Ipswich Suffolk England IP1 3QR

T: +44 (0)1473 257671 E: info@bauder.co.uk

bauder.co.uk

IRELAND

Bauder Ltd

O'Duffy Centre Cross Lane Carrickmacross
Co. Monaghan Ireland

T: +353 (0)42 9692 333 E: info@bauder.ie

bauder.ie



Advice and Supply of Irrigation Equipment

Access Irrigation Ltd is one of the country's longest established irrigation specialists and has considerable experience in many types of irrigation, including green roofs.

They are happy to provide irrigation advice on any Bauder project and can supply a wide range of irrigation products.

Please contact: -

Access Irrigation Ltd
Crick
Northampton
NN6 7XS

T: 01788 823811

F: 01788 824256

E: sales@access-irrigation.co.uk

W: www.access-irrigation.co.uk

Operative Training for Installing Sedum Blankets

Approved Bauder roofing contractor must have a site supervisor or foreman available on site during the sedum blanket installation. All operatives must be trained and approved by Bauder. Otherwise we must be informed of any untrained operatives in advance, to ensure site training can be provided.

For on-site training or assistance, please contact our Technical Department.

Bauder Ltd
Broughton House
Broughton Road
Ipswich
Suffolk
IP1 3QR

T: +44 (0)1473 257671

F: +44 (0)1473 230761

E: technical@bauder.co.uk

UNITED KINGDOM

Bauder Ltd
Broughton House Broughton Road
Ipswich Suffolk England IP1 3QR
T: +44 (0)1473 257671 E: info@bauder.co.uk
bauder.co.uk

IRELAND

Bauder Ltd
O'Duffy Centre Cross Lane Carrickmacross
Co. Monaghan Ireland
T: +353 (0)42 9692 333 E: info@bauder.ie
bauder.ie